

MANISCOPIC

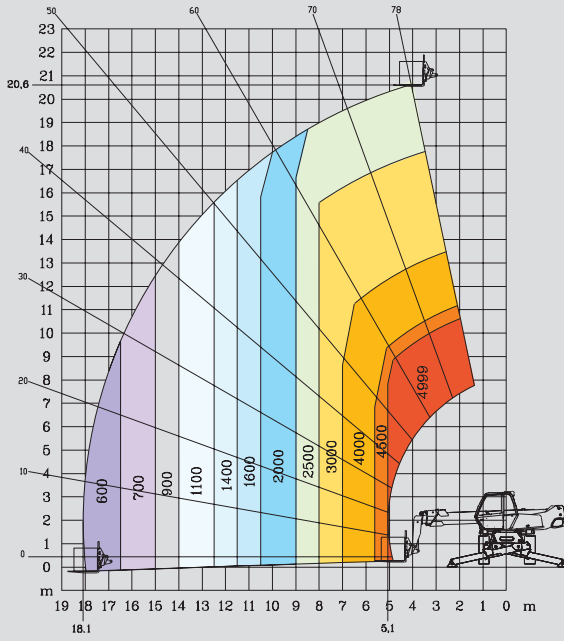
MRT 2150

M Series

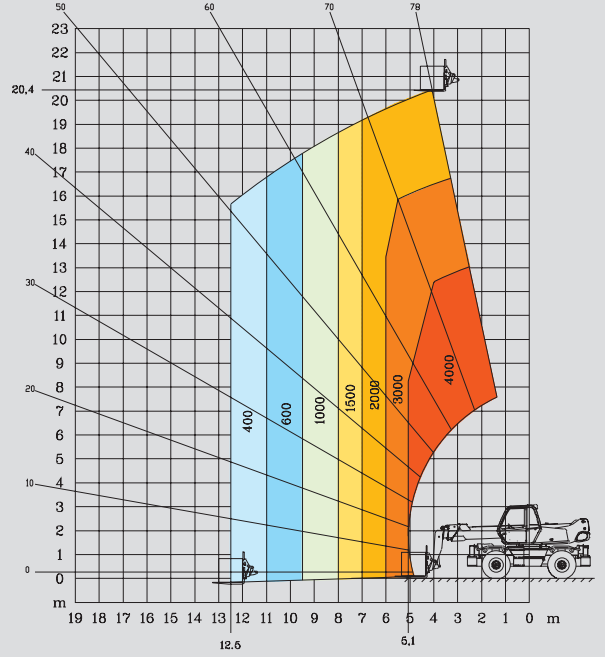


- Lift height : 20.60 m
- Max. reach : 18.10 m
- Engine : 132 HP - 97 kw
- 4 wheel drive - 4 wheel steer
- Hydrostatic transmission
- Levelling system

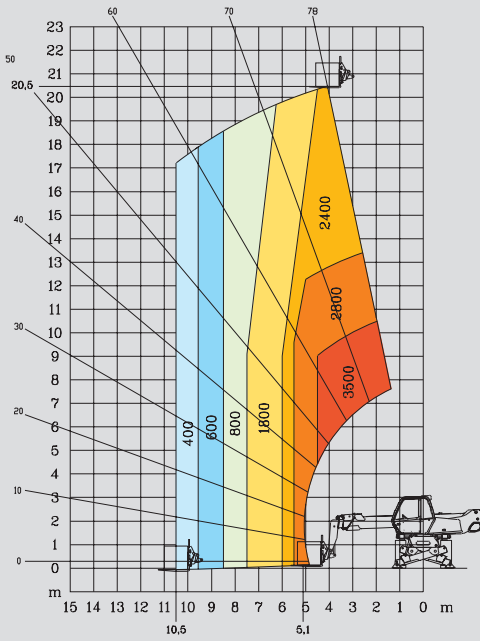
**ROTATION ON STABILISERS
FULLY EXTENDED WITH FORKS**



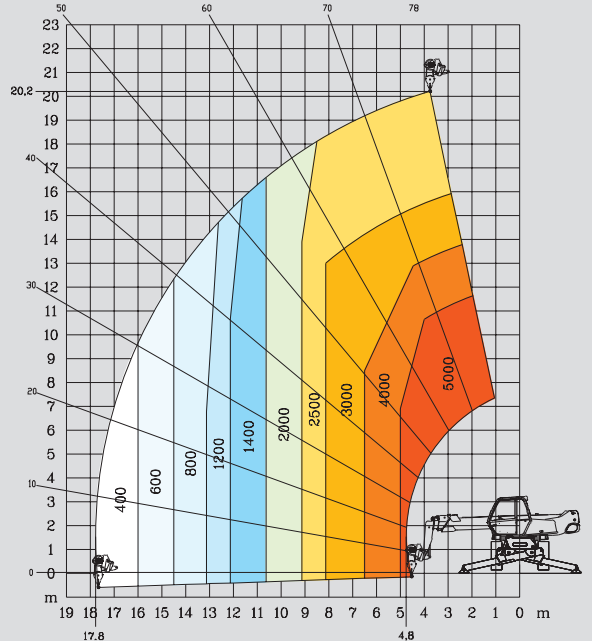
**FRONTAL POSITION ON WHEELS
WITH FORKS**



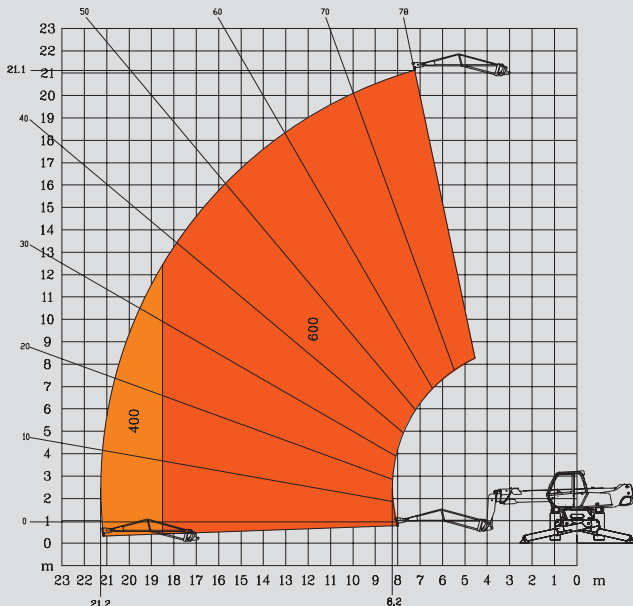
**ROTATION ON STABILISERS NOT FULLY EXTENDED
WITH FORKS**



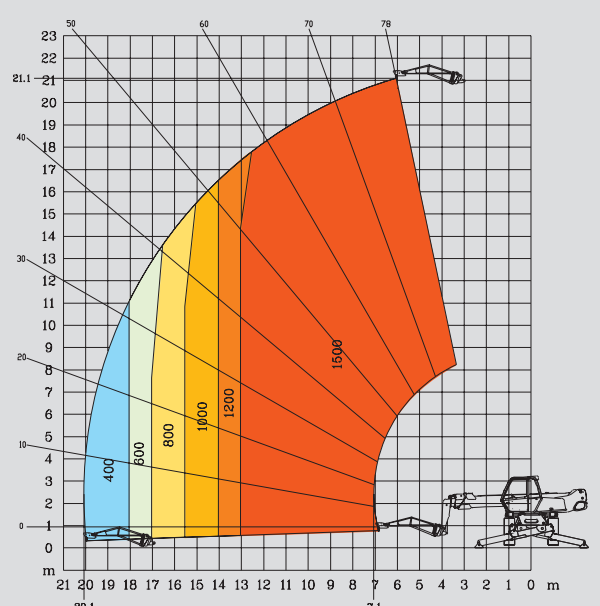
**ROTATION ON STABILISERS FULLY EXTENDED
WITH 5T WINCH**



**ROTATION ON STABILISERS FULLY EXTENDED
WITH JIB P 600**

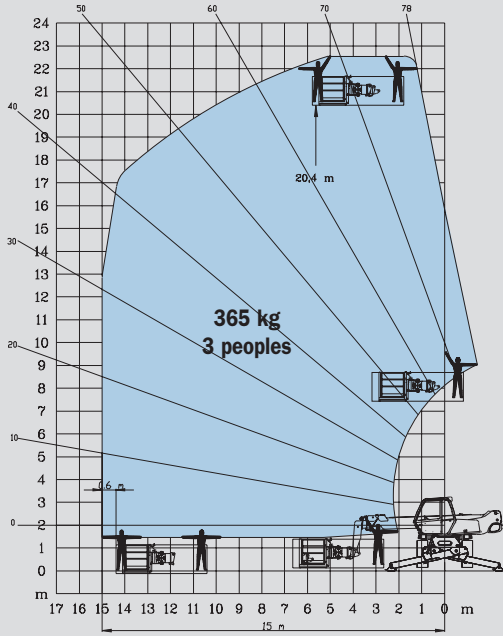


**ROTATION ON STABILISERS FULLY EXTENDED
WITH JIB P 1500**

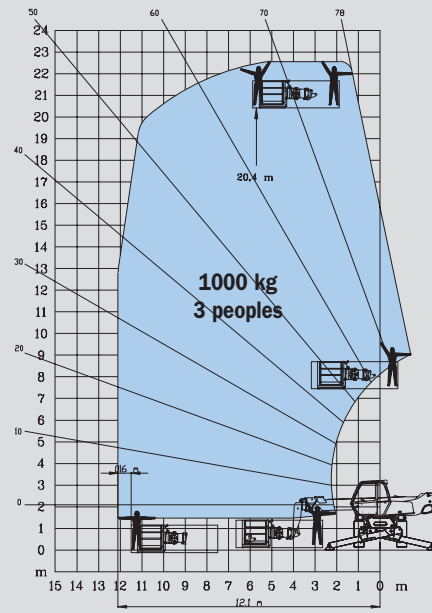


MRT 2150 M Series

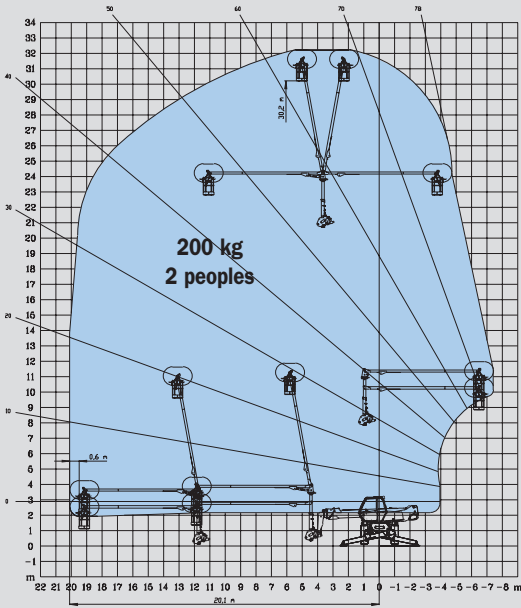
**ROTATION ON STABILISERS FULLY EXTENDED
WITH EXTENSIBLE PLATFORM 2,25/4 m**



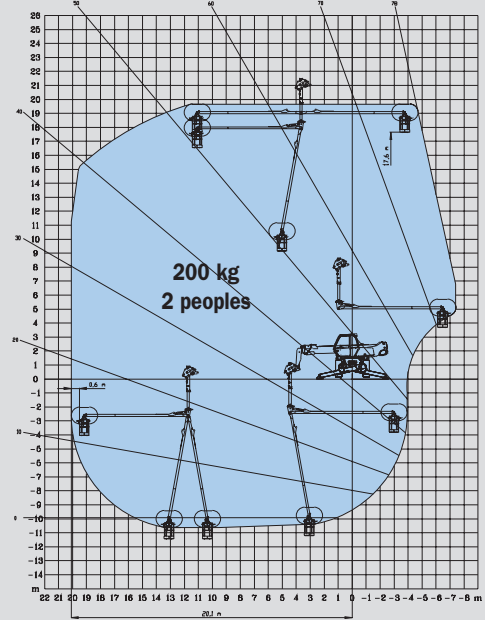
**ROTATION ON STABILISERS FULLY EXTENDED
WITH 1000 KG PLATFORM 2,25/4 m**



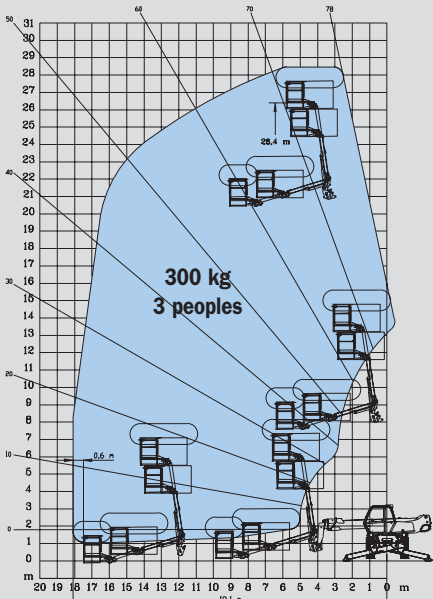
**ROTATION ON STABILISERS FULLY EXTENDED
WITH 3 D SYSTEM IN POSITIVE POSITION**



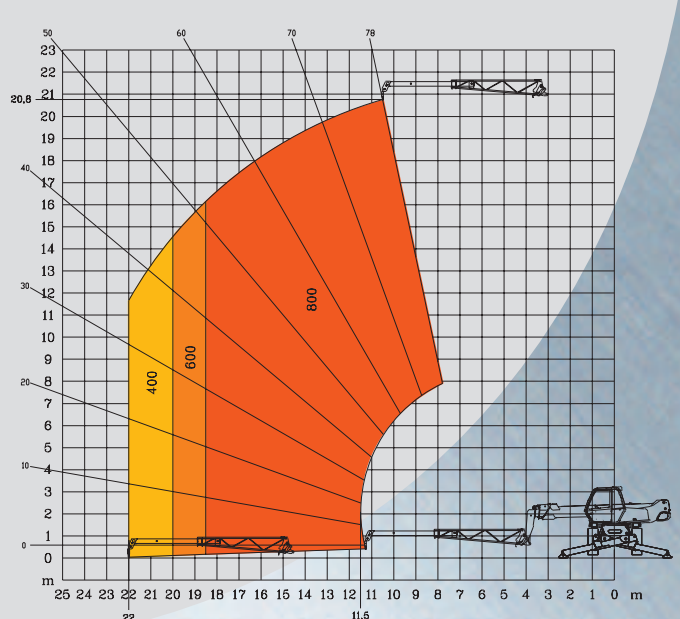
**ROTATION ON STABILISERS FULLY EXTENDED
WITH 3 D SYSTEM IN NEGATIVE POSITION**


















**ROTATION ON STABILISERS FULLY EXTENDED
WITH AERIAL JIB PLATFORM**

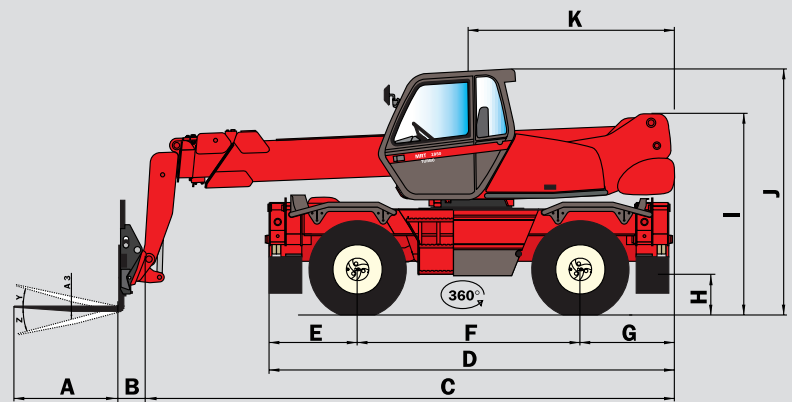


**ROTATION ON STABILISERS FULLY EXTENDED
WITH CRANE JIB**



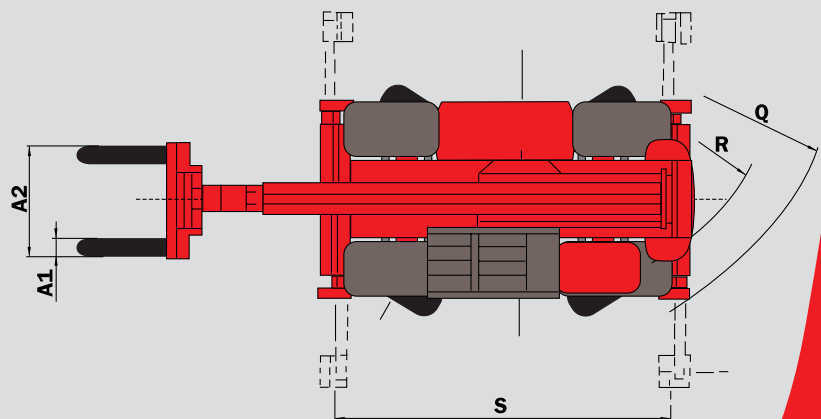
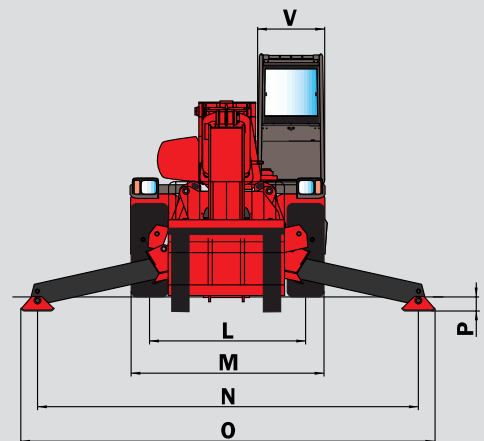
MRT 2150 *M Series*

-  **Lift capacity** (on stabilisers)4999 kg
at 500 mm from forks heels
-  **Lift height** :20.60 m
-  **Tyres**
18 - 22,5
-  **Forks** (mm)
Length1200
Width x thickness150 X 50
-  **Multidisc brakes** : hydraulically assisted on both axles
Negative parking brake
-  **Engine PERKINS**
Type1104C - 44 TA
Capacity4 cyl. 4400 cm³
Power (ISO/TR 14396).....132 HP/97 kw
500 Nm at 1400 rpm
Water cooling
Direct injection
-  **Transmission**hydrostatic
With automatic power regulation (hydraulic variable displacement pump and motor)
Reversing shiftelectromagnetic
2 speed forward and reverse
Travel speed25 km/h
-  **Rear axle**
Frame levelling on front axle +/- 8° (15%)
Automatic rear axle locking system
over 15° rotation
-  **4 stabilizers**
simultaneous or individually controlled
-  **Total and continuous rotation**
Turret mounted on a double slew ring
Hydraulic and electric rotation
-  **Hydraulics**
3 pumps gear type270 bars/160 l/mn
-  **Control** : 2 electro proportional control joysticks for all hydraulic movements
-  **Capacities**
Cooling system15 l.
Engine oil11.5 l.
Hydraulic oil200 l.
Fuel tank230 l.
-  **Weight unladen** (with forks)16095 kg
Overall width2.43 m
Overall height3.02 m
Overall length6.78 m
Ground clearance0.37 m
Drawbar pull10800 daN
-  **Standard load moment indicator**
(mobile crane standards)



A	1200
A1	150
A2	1030
A3	60
B	290
C	6490
D	5050
E	1155
F	2750
G	1155
H	370
I	2420
J	3025
K	2485
L	1930
M	2425
N	4700
O	5100
P	200
Q	4500
R	3800
S	4550
V	950
Y	12°
Z	105°

mm



This publication in no way constitutes an offer and the company reserves the right to alter specification without prior notice.
The MANITOU models presented in this brochure can be supplied complete with optional equipment attachments.



207/04/2003



MANITOU B.F. S.A.
B.P.249 - 44158 ANCENIS CEDEX - FRANCE
TEL : 33 2 40 09 10 11
EXPORT DEPARTMENT FAX : 33 2 40 09 10 97
www.manitou.com