

MANISCOPIC

MRT 3050 M Series

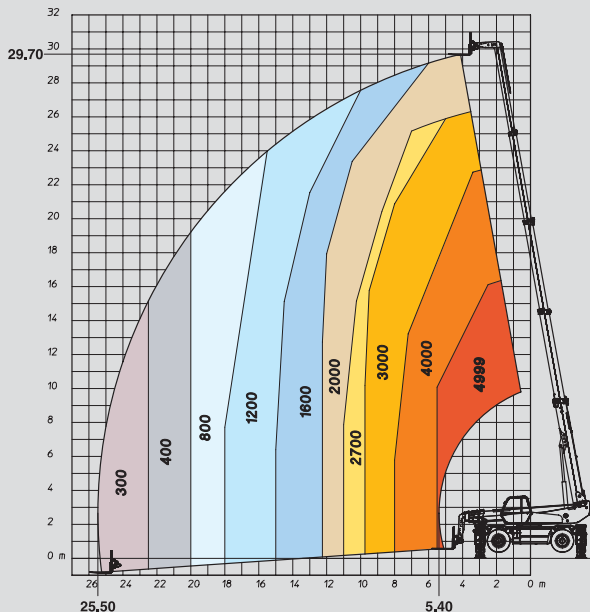


- Lift height : 29.70 m
- Max. reach : 25.50 m
- Engine : 216 HP – 159 kW
- 4 wheel drive and steering
- Hydrostatic transmission associated with a powershift gearbox
- Suspended chassis

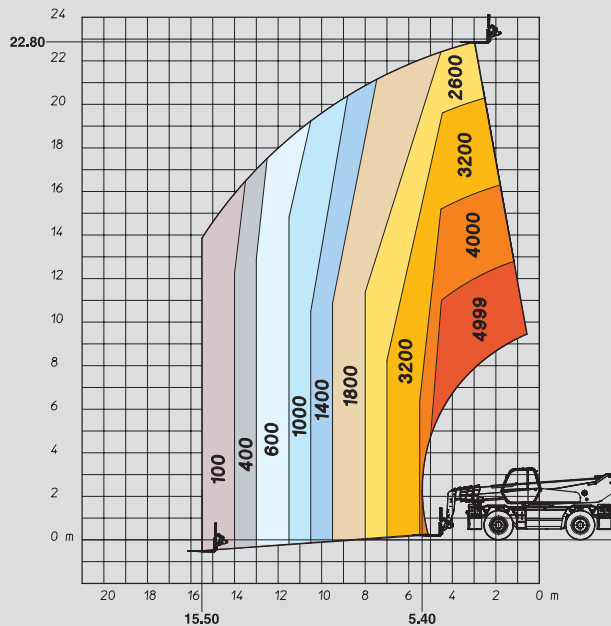
DRAFT

 **MANITOU**

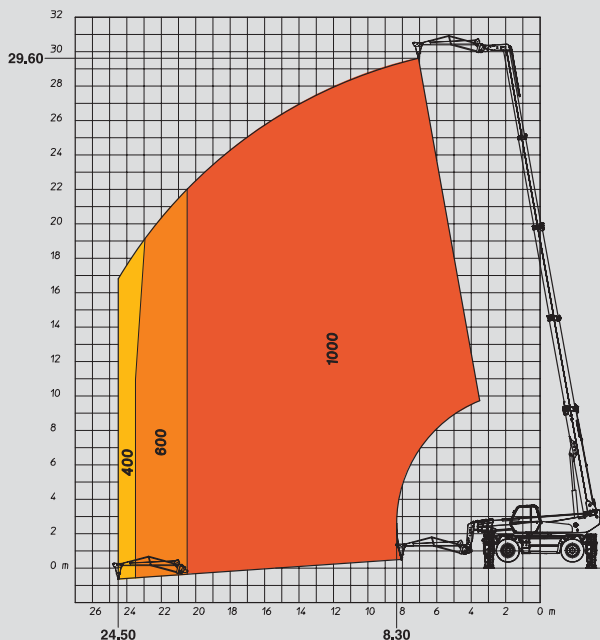
ROTATION ON STABILIZERS FULLY EXTENDED WITH FORKS



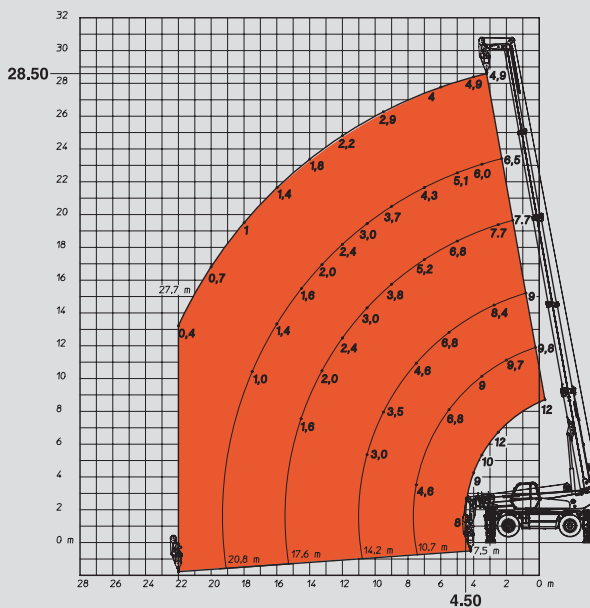
FRONTAL POSITION ON WHEELS WITH FORKS



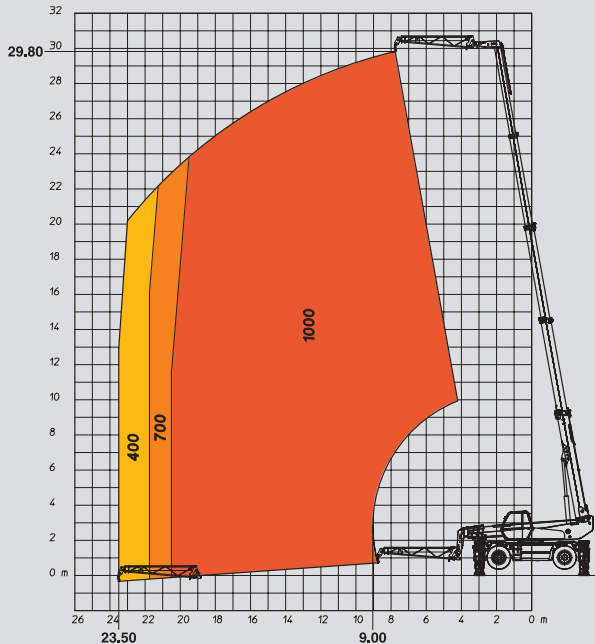
ROTATION ON STABILIZERS FULLY EXTENDED WITH 1000 KG JIB



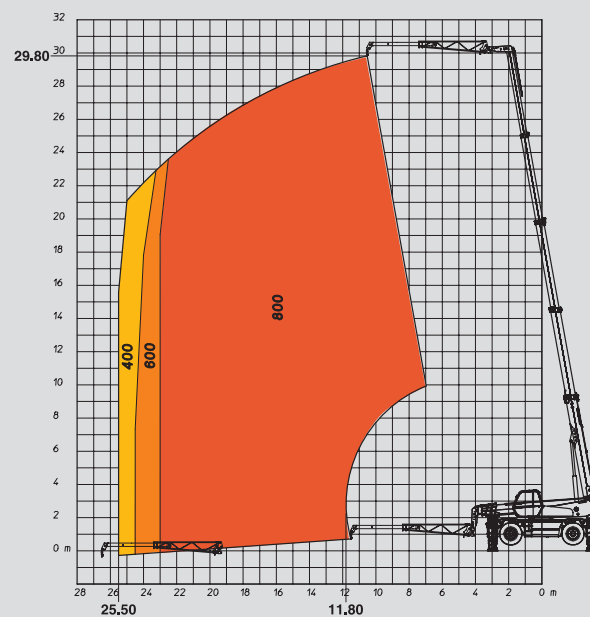
ROTATION ON STABILIZERS FULLY EXTENDED WITH 12 T WINCH



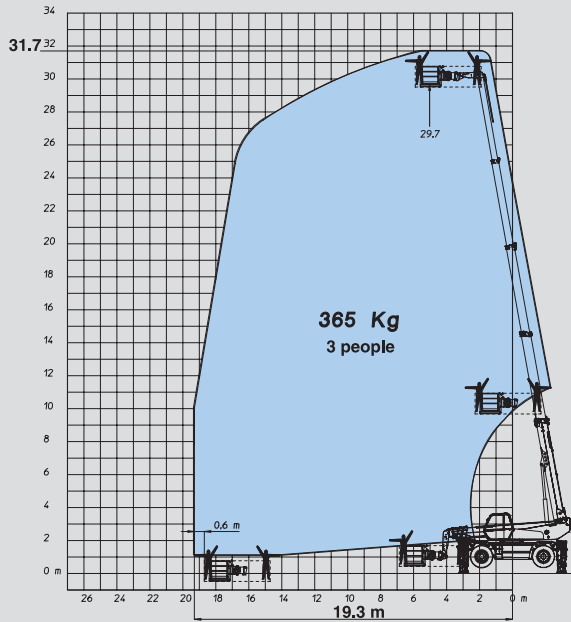
ROTATION ON STABILIZERS FULLY EXTENDED WITH RETRACTED PT 800 JIB



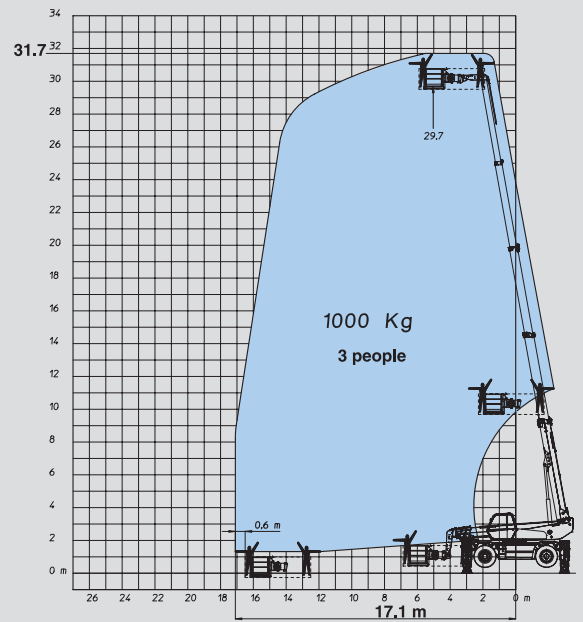
ROTATION ON STABILIZERS FULLY EXTENDED WITH TELESCOPED PT 800 JIB



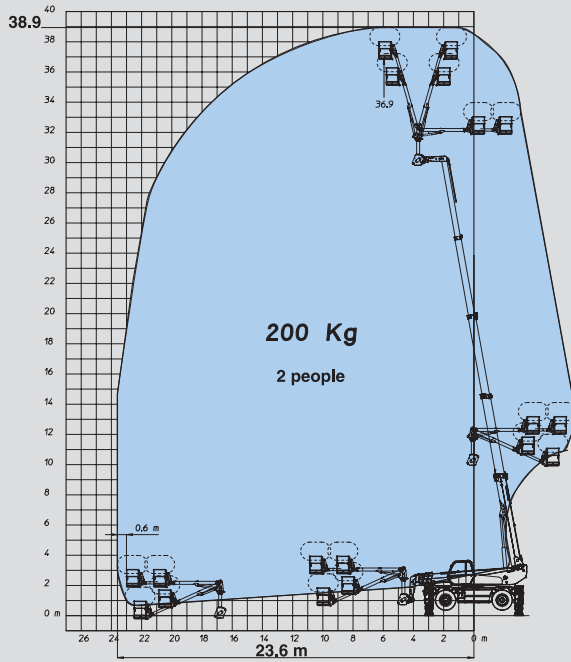
**ROTATION ON STABILIZERS FULLY EXTENDED
WITH 365 KG ORH PLATFORM – 2.25/4 M**



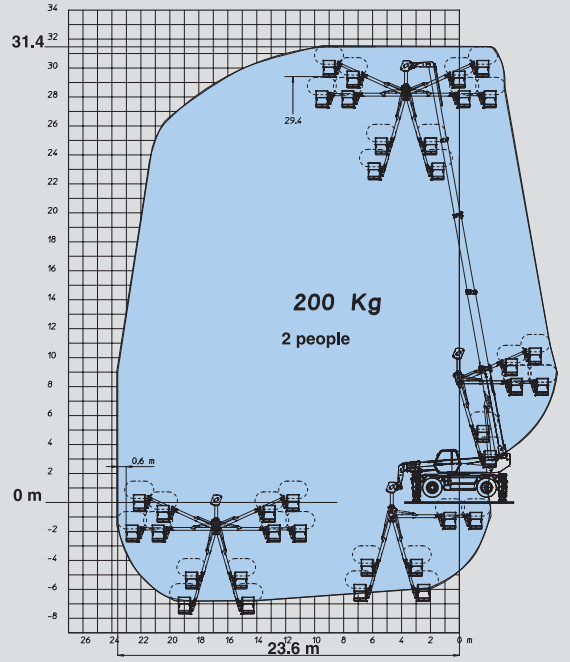
**ROTATION ON STABILISERS FULLY EXTENDED
WITH 1000 KG PLATFORM 2,25/4 M**



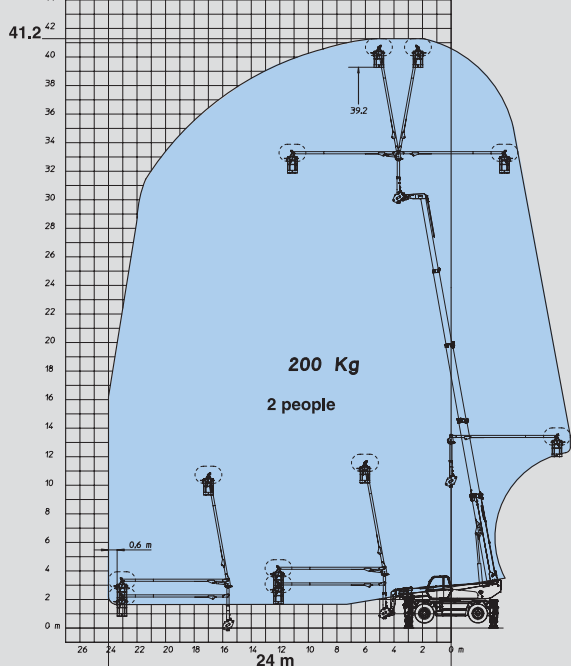
**ROTATION ON STABILIZERS FULLY EXTENDED
WITH AERIAL JIB 2 PLATFORM IN POSITIVE POSITION**



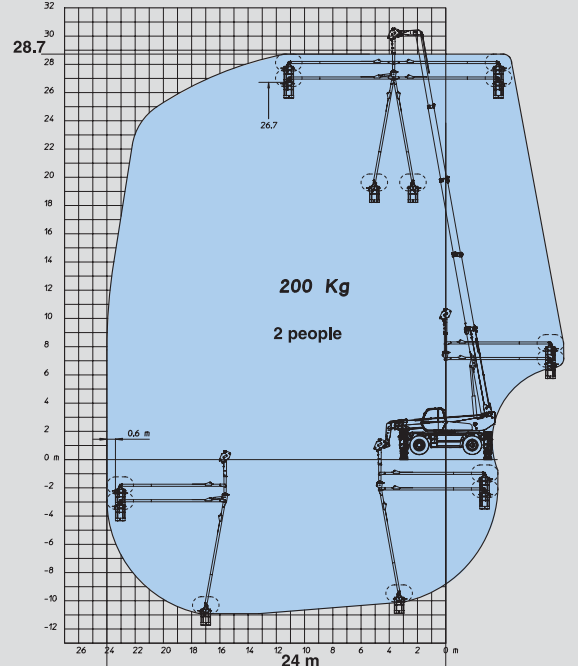
**ROTATION ON STABILIZERS FULLY EXTENDED
WITH AERIAL JIB 2 PLATFORM IN NEGATIVE POSITION**



**ROTATION ON STABILIZERS FULLY EXTENDED
WITH 3D SWING ARM IN POSITIVE POSITION**



**ROTATION ON STABILIZERS FULLY EXTENDED
WITH 3D SWING ARM IN NEGATIVE POSITION**



MRT 3050 MS *M Series*



Lift capacity
at 500 mm from fork heels5000 kg
with winch12000 kg



Lift height (on stabilizers).....29.70 m



Tyres
17.5 R 25



Forks (mm)
Length.....1200
Width x thickness.....150 X 50



Oil-bath multidisc brakes hydraulically assisted
on both axles
Negative parking brake



PERKINS Engine
Type.....1106DE66TA - Euro3
Capacity.....6 cyl. 6600 cm³
Power (ISO/TR 14396)216 HP/159 kW
932 Nm at 1400 rpm
Water cooling
Common-rail injection



Power-regulated hydrostatic transmission
associated with a powershift gearbox
(hydraulic variable-displacement pump
and variable-capacity hydrostatic motor)
Reversing shiftelectromagnetic
Gearboxpowershift
Travel speed50 km/h*
* this speed may be limited by local regulations



**Electronically controlled hydropneumatic
suspension**
**Lateral (8°) and longitudinal (3°)
banking corrector**
Automatic hydraulic rotation lock (>15°)



4 triplex telescopic stabilizers
simultaneously or individually controlled



Total and continuous rotation
Turret mounted on a double slew ring
Hydraulic swivel joint
Electrical rotating connector



Hydraulics
piston pump:
variable displacement (Load Sensing)..270 bars/165 l/min
gear pump.....220 bars/74 l/min



Controls: 2 electro-hydraulic proportional control
joysticks for all hydraulic movements



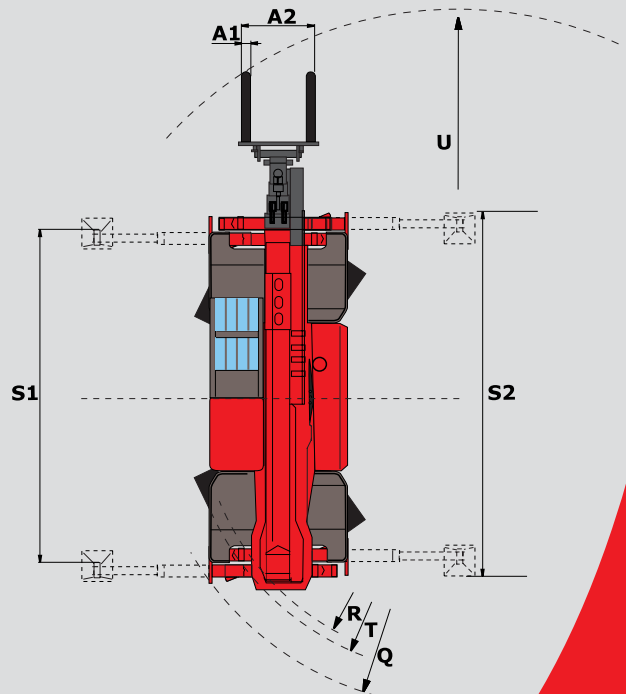
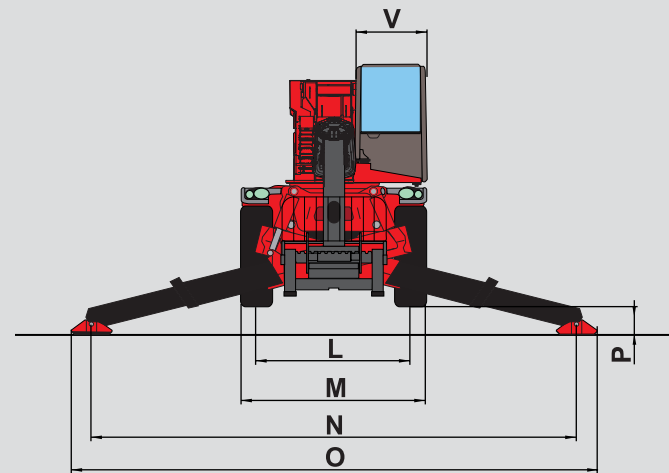
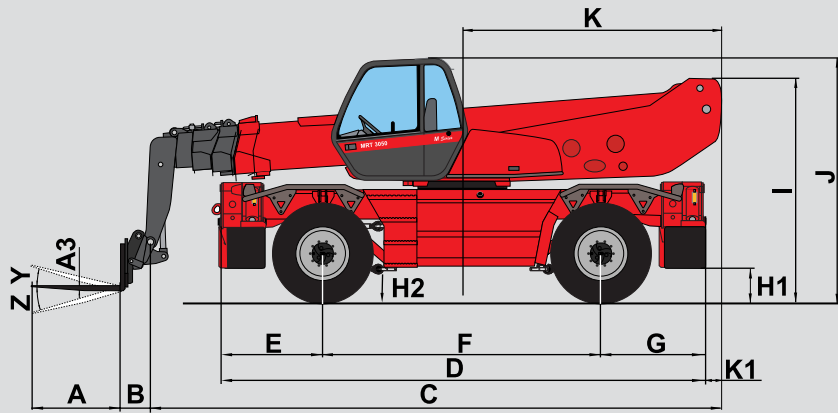
Capacities
Cooling system.....26 l.
Engine oil.....15.5 l.
Hydraulic oil285 l.
Fuel tank310 l.



Weight unladen (with forks)22860 kg
Overall width.....2.50 m
Overall height3.26 m
Overall length (without forks).....8.10 m
Ground clearance0.42 m
Drawbar pull10500 daN



Standard load moment indicator
(mobile crane standards)



A	1200
A1	150
A2	1320
A3	50
B	320
C	7783
D	6787
E	1409
F	3750
G	1628
H1	480
H2	420
I	3035
J	3260
K	3500
K1	218
L	2060
M	2498
N	6490
O	7100
P	435
Q	5560
R	4690
S1	5945
S2	6490
T	4910
U	7000
V	923
Y	12°
Z	105°

mm

DRAFT



The specifications contained herein shall not bind the manufacturer and are subject to change without notice.
The equipment described in this brochure can be standard, optional or unavailable, depending on the versions.
For more details, contact your MANITOU dealer.

MANITOU BF SA

B.P. 249 - 44158 Ancenis Cedex - France
Tél. : 33 2 40 09 10 11 / Export Department Fax : 33 2 40 09 10 97
www.manitou.com

700347EN

